



# Garden Polytunnel Accessories Price List



Telephone: 057 912 0424

[www.polydome.ie](http://www.polydome.ie)

January 2023

Prices may change without prior notice

Polydome Greenhouses | Crinkill House | Birr | Co Offaly



**T. 057 9120424 | E. [info@polydome.ie](mailto:info@polydome.ie) | W. [www.polydome.ie](http://www.polydome.ie)**

## **STAGING and BENCHING**

### **Polydome Polytunnel Shelves**

Weldmesh shelves which attach to the frame of the polytunnel. These shelves are only designed to fit our polytunnels (2m hoop spacings). The basic unit is 0.75m wide and 1.8m long (2½ft x 6ft). Extensions of 1.8m (6ft) can be added to the basic unit to make the shelf longer. (Please let us know the overall dimensions of your polytunnel so we can give you the correct fittings.)

Basic Shelf for **2.5, 3.5 & 4.5m wide tunnels**

(0.75m x 1.8m):

€189

Extension of 1.8m in length:

€164

Basic Shelf for **5.5 & 6m wide tunnels**

(0.75m x 1.8m):

€190

Extension of 1.8m in length:

€163



**Very strong aluminium benching with either fibre cement or weldmesh top**

	<b>Fibre Cement</b>	<b>Weldmesh</b>
0.6m wide x 3.6m long x 0.8m high (2' x 12')	€417	€591
0.8m wide x 3.6m long x 0.8m high (2' x 12')	€448	€639

## **COVER PROTECTION TAPE**

Anti hot spot tape (3cm x 9m):

€7

Anti hot spot tape (5cm x 9m):

€12

Anti hot spot tapes protect polythene from wear as a result of rubbing off the polytunnel frame. It needs a clean, dry surface to adhere properly. We recommend cleaning the surface of the steel with white spirits to remove any grease but ensure all trace of the solvent has evaporated before applying.



## **COVER REPAIR TAPE**

Small roll (96mm x 10m):

€30

This is a new type of tape with excellent adhesion.

*(We recommend using isopropanol to clean your polythene before applying repair tape)*



## PVC DOOR FLAPS

1.5m wide PVC Door Flap (not inc. €7 steel tube):

€83

2m wide PVC Door Flap (not inc. €10 steel tube):

€92




## REPLACEMENT POLYTUNNEL COVERS

900 Gauge Clear Polythene 6 year UV guarantee		800 Gauge Clear Polythene 5 year UV guarantee	
Per Linear Metre			
2.5m wide:	€5.76	13.5m wide:	€27.00
3.5m wide:	€8.06	15m wide:	€30.00
4.5m wide:	€10.36	15.5m wide:	€24.11
6.5m wide:	€14.96		
8m wide:	€18.40		
9.2m wide:	€21.16		
10m wide:	€23.00		
11.2m wide:	€25.76		
12m wide:	€27.60		

Measure over your hoop (B) and add 2m (1m per side for burying) or 1m (0.5m per side if using an aluminium rail), this gives you the width required.

If you pleat and fold the polythene at the gable as shown in photo to the right then measure the length of the tunnel (A) plus 2x C and add 1m for the length required.



If you have gable ends like the photo to the left (without pleats and folds) then take the length of the tunnel (A) and add 2m which gives you the length for the polythene to cover the main body of the Tunnel. For each gable end you need a sheet big enough to be at least 1m wider and higher than the Tunnel.



## **FABRICS**

### **Black fleece mulch**

1.5m x 100m (50g) black fleece mulch: €61

### **Ground Cover**

Ground cover is a woven polypropylene fabric which suppresses weeds on the floor of the polytunnel. Once you cover an area with a polytunnel plant growth will rapidly increase including weeds. Ground cover gives you a way to manage the growth. When you initially erect the tunnel you could lay ground cover down over the whole floor area, and cut out sections to grow plants in as you need them.

1m x 50m (100 gram) ground cover: €50  
1m x 100m (100 gram) ground cover: €100  
2m x 50m (100 gram) ground cover: €100  
2m x 100m (100 gram) ground cover: €200  
3.25m x 50m (100 gram) ground cover: €162.50  
Ground cover pegs (pack of 50): €12.60  
Double sided Ground Cover Tape 2.5cm x 15m: €27.00  
100m long rolls (per square metre): €1.50



### **RAISED BEDS**

80cm x 130cm x 22.5cm high Raised Bed	€94
80cm x 250cm x 22.5cm high Raised Bed	€137
80cm x 370cm x 22.5cm high Raised Bed	€180
80cm x 490cm x 22.5cm high Raised Bed	€220
80cm x 130cm x 45cm high Raised Bed	€166
80cm x 250cm x 45cm high Raised Bed	€242
80cm x 370cm x 45cm high Raised Bed	€318
80cm x 490cm x 45cm high Raised Bed	€387
120cm x 130cm x 22.5cm high Raised Bed	€95
120cm x 250cm x 22.5cm high Raised Bed	€139
120cm x 370cm x 22.5cm high Raised Bed	€182
120cm x 490cm x 22.5cm high Raised Bed	€221
120cm x 130cm x 45cm high Raised Bed	€169
120cm x 250cm x 45cm high Raised Bed	€245
120cm x 370cm x 45cm high Raised Bed	€321
120cm x 490cm x 45cm high Raised Bed	€390
240cm x 250cm x 22.5cm high Raised Bed	€182
240cm x 370cm x 22.5cm high Raised Bed	€225
240cm x 490cm x 22.5cm high Raised Bed	€265
240cm x 250cm x 45cm high Raised Bed	€321
240cm x 370cm x 45cm high Raised Bed	€397
240cm x 490cm x 45cm high Raised Bed	€466

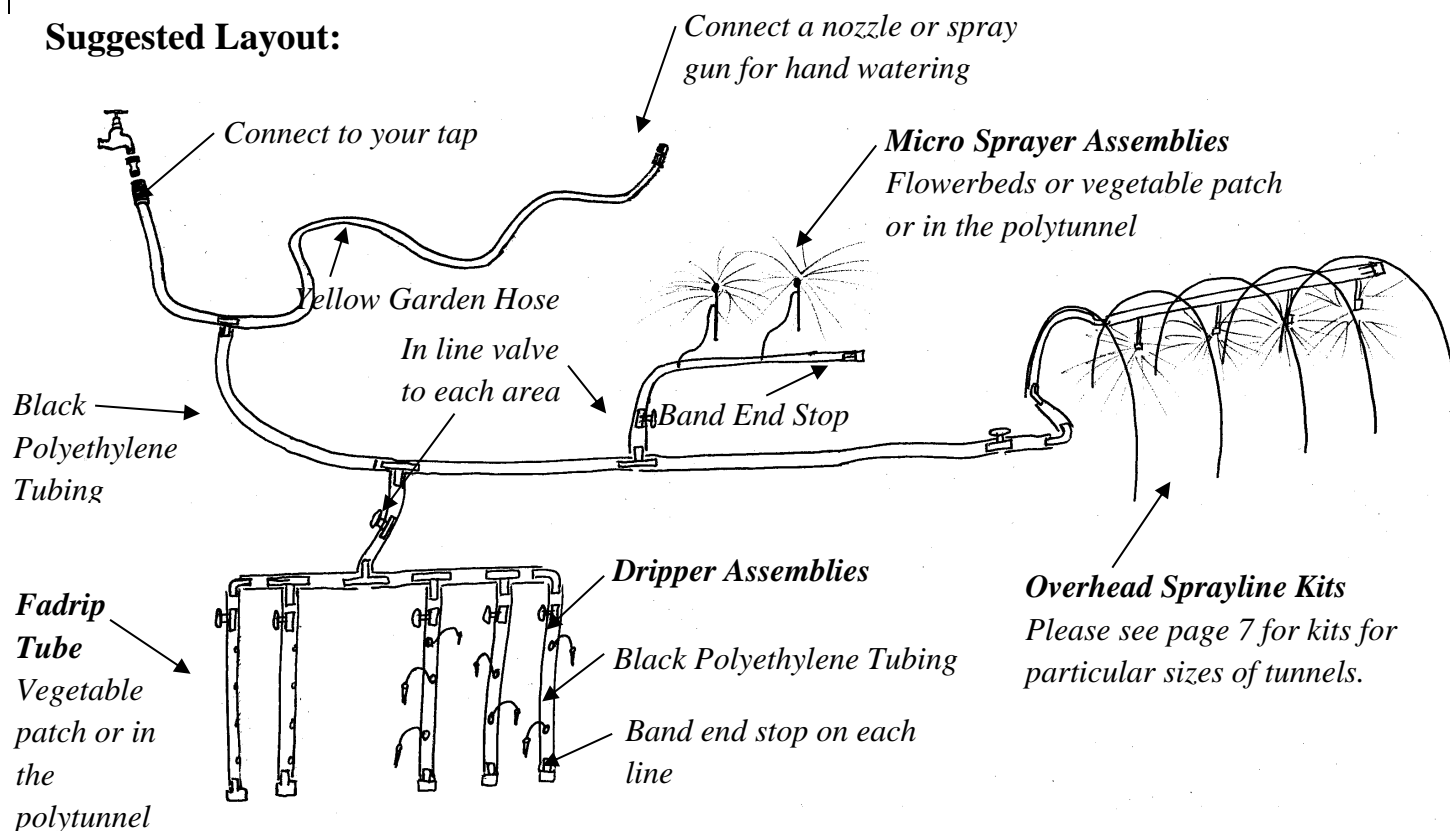


# IRRIGATION EQUIPMENT

## Setting up a watering system



The benefit of setting up a watering system (where at the turn of a tap the plants are watered) are obvious - you save a lot of time and with a little automation, you can have your plants watered automatically while you are away. Please note that 3 bar is the maximum pressure for most of the accessories below. We stock pressure reducers and filters if you require them. To set up your watering system you first need to have some or all of the components shown below.

### Suggested Layout:



## Automatic Watering Timer

Connect an automatic timer to the main tap to control the frequency and interval of watering.

	<p><b>Orbit Buddy 2-Outlet Tap Timer €69</b></p> <ul style="list-style-type: none"> <li>• Large LCD Screen</li> <li>• Easy set logic programming</li> <li>• 2 programs for timed watering from 2 outlets</li> <li>• Watering duration from 1 to 240 mins</li> <li>• Frequency 6 hrs, 12 hrs or 1 to 7 days</li> </ul>
	<p><b>Orbit 1-Outlet Timer €57</b></p> <ul style="list-style-type: none"> <li>• Large LCD screen with easy-set logic programming - the large digital display, oversized dial, and simple controls make programming fast and easy.</li> <li>• Days of the week or interval watering every 6 hours, 12 hours or 1 to 7 days. 4 start times (A,B,C,D)</li> <li>• Watering duration from 1 to 360 minutes with a rain delay feature from 24 hours up to 7 days.</li> </ul>

## Water Supply Kits

These are starter kits of tubing and fittings to deliver water to the different areas of your Garden and Polytunnel. You can then use a combination of micro sprayers, dripper assemblies & Fadrip tubing to irrigate your plants. Please note that Fadrip tubing is **not included** in the water supply kits.

### **Mini Water Supply Kit**

€106

Contains:

25m roll of 16mm polyethylene tubing  
5 band valves  
5 band tees  
2 band elbows  
2 band straight joiners  
5 band end stops  
10 Goof Plugs (3mm)  
1 Hobby punch (3mm)  
20 Plastic Anchor Pegs  
¾" tap connector  
12–15mm hose coupler



### **Maxi Water Supply Kit**

€177

Contains:

50m roll of 16mm polyethylene tubing  
10 band valves  
10 band tees  
4 band elbows  
4 band straight joiners  
10 band end stops  
20 Goof Plugs (3mm)  
1 Hobby punch (3mm)  
40 Plastic Anchor Pegs  
¾" tap connector  
12–15mm hose coupler

## Micro Sprayers

These sprayers can connect directly into polyethylene tube (using a 3mm hobby punch), are mounted on 40cm stakes and can be placed in your tunnel or outdoors to spray water in a targeted area.

<b>Sprayer</b>	<b>Description</b>	<b>Output</b>	<b>Throw</b>	<b>Price</b>
Simijet 360° Garden Sprayer	Rotating sprayer with 3 different nozzles	60L/H (at 1.5 bar pressure)	2-5m	€5.50
Minijet 180° Sprayer	180° sprayer with adjustable valve	0-100L/H	0-2m	€4.50
Minijet 90° Sprayer	90° sprayer with adjustable valve	0-100L/H	0-2m	€4.50



## Dripper Assemblies

Dripper assemblies are the most accurate way of watering and they work on low pressure. They allow you to deliver a precise amount of water to an exact point. They consist of a dripper, a 70cm long micro hose and a stake. They can be placed at the base of the desired plant and connected into polyethylene tubing via the micro hose (using the 3mm hobby punch). Ideal for potted plants.

<b>2 Litre/Hour 'Niki' Dripper Assembly - (Grey)</b> (Suitable for most pot plants)	€2.00
<b>4 Litre/Hour 'Niki' Dripper Assembly - (Black)</b> (For plants that may need extra water)	€2.00
<b>16 Litre/Hour 'One Pot Sprayer' Assembly</b> (For large planters with several plants)	€1.50
<b>4mm Valve - To turn individual drippers on and off</b>	€1.98



One Pot Sprayer



## **Fadrip Tubing**

Fadrip tube is a hose with drippers built into it every 33cm. This is a cost effective way of delivering water to the base of your plants and it works on low pressure. You can connect Fadrip tubing to polyethylene tubing using the band fittings shown above.



Please see page 8 for prices of Fadrip kits that cover the complete floor area of particular sizes of tunnels.	50m roll	100m roll
	€54.70	€80.70

## **Hand Watering**

### **Taps**

<i><b>Description</b></i>	<i><b>Size</b></i>	<i><b>Price</b></i>
2-Way Tap (Plastic)	¾"	€16.20
2-Way Tap (Brass)	¾"	€54.00



### **Quick Connectors**

Threaded Tap Connector (¾" Female)	€5.90
Hozelock/Gardena Hose Coupler (12 - 15mm)	€15.47



### **Spray Guns**

Brass Watering Lance	€10.10
----------------------	--------



## **Aquamat Capillary Matting**

0.7m wide Aquamat, cut to required length (per 10m length): €40  
Retail pack 0.6m x 2.5m: €15



All prices include VAT.

Delivery charge applies for accessory only orders. Please check with us at time of order for the cost.

## Overhead Irrigation Spraylines

An Overhead Irrigation Sprayline is a simple watering system that is fitted to the ridge bar of the polytunnel. It sprays water over the whole floor area of the tunnel. The best time to water is apparently very early – like 6am, an automatic timer can be purchased so you don't have to get up too early.

You need to have 2 bar (28psi) pressure at the beginning of the sprayline and from 300 litres per hour (for a 6m long tunnel) to 1000 litres of water per hour (for a 20m long tunnel).

Having a watering system will save a lot of time spent at the end of a hose.



### Overhead Irrigation Kits to fit your Polytunnel:

2.5m Wide Polytunnel									
Length:	4m	6m	8m	10m	12m	14m	16m	18m	20m
	€133	€161	€175	€190	€218	€246	€260	€288	€303

3.5m Wide Polytunnel									
Length:	4m	6m	8m	10m	12m	14m	16m	18m	20m
	€133	€161	€175	€190	€218	€246	€260	€288	€303

4.5m Wide Polytunnel									
Length:	4m	6m	8m	10m	12m	14m	16m	18m	20m
	€133	€161	€175	€190	€218	€246	€260	€288	€303

5.5m Wide Polytunnel								
Length:	6m	8m	10m	12m	14m	16m	18m	20m
	€185	€200	€215	€245	€260	€298	€328	€343

6m Wide Polytunnel								
Length:	6m	8m	10m	12m	14m	16m	18m	20m
	€185	€200	€215	€245	€260	€298	€328	€343





## Fادrip Ground Irrigation System

A Fادrip tube is like a hose which leaks out water in a controlled way along its length. It emits 2 litres per hour from built in drippers which are at 33cm (13 inch) spacings.

This system requires 1 bar (14psi) pressure and uses 6 litres per running metre of length. Usually the lines of Fادrip tube are spaced 60cm (2ft) apart (although the spread of water depends on the type of soil you have).

The advantage of drip irrigation is that it allows you to be more targeted about the amount of water plants receive, it does not

put water on the foliage which can create problems and it uses less water and needs less pressure than the overhead system. Accessories are available for the Fادrip system such as automatic timers and also drippers for watering plants in pots.

### Fادrip Ground Irrigation Kits to fit your Polytunnel:

2.5m Wide Polytunnel (4 lines of Fادrip)									
Length:	4m	6m	8m	10m	12m	14m	16m	18m	20m
	€158	€167	€167	€167	-	-	-	-	-

3.5m Wide Polytunnel (6 lines of Fادrip)									
Length:	4m	6m	8m	10m	12m	14m	16m	18m	20m
	€172	€181	€191	€217	€227	-	-	-	-

4.5m Wide Polytunnel (7 lines of Fادrip)									
Length:	4m	6m	8m	10m	12m	14m	16m	18m	20m
	€188	€188	€224	€234	€243	€243	€308	€308	€317

5.5m Wide Polytunnel (9 lines of Fادrip)									
Length:	6m	8m	10m	12m	14m	16m	18m	20m	
	€240	€249	€259	€323	€333	€343	€369	€378	

6m Wide Polytunnel (10 lines of Fادrip)									
Length:	6m	8m	10m	12m	14m	16m	18m	20m	
	€247	€257	€266	€330	€340	€376	€385	€395	



## Propagation Equipment

- Pictures and technical specifications of the products listed below can be found in the Bio Green brochure – please ask us for a copy.
- We normally carry in stock all of the products listed below but we can order in any other Bio Green product found in their brochure.

Reference		Price
ARZ-F	Arizona air circulation fan	€176
	<b>Electric Heaters</b>	
PHX 2.8/GB	Phoenix (2.8kw)	€305
PAL T/GB	Palma 2kw electric heater (with digital thermostat) Twin	€213
	<b>Gas Heater</b>	
FY 45/GB	Frosty 4.5kw propane gas heater	€416



## Propagation



Reference	Propagation	Price
HMT 040-120/GB	85 watt heating mat (40cm x 120cm)	€157
HMT 060-200/GB	263 watt heating mat (60cm x 200cm)	€231
HMT 100-200/GB	300 watt heating mat (100cm x 200cm)	€397
JP-H/GB	Jumbo propagator	€259
BW055-065	Self watering trays for jumbo propagator 55cm x 65cm (twin pack)	€74
HK 4.3/GB	Soil heating cable (0.4m <sup>2</sup> )	€42
HK 6.0/GB	Soil heating cable (0.8m <sup>2</sup> )	€51
HK 10.0/GB	Soil heating cable (1.6m <sup>2</sup> )	€65
HK 25.0/GB	Soil heating cable (4.5m <sup>2</sup> )	€102
TER 2/GB	Thermo2 electronic thermostat (heating & cooling)	€83



VISIT OUR WEBSITE  
[www.polydome.ie](http://www.polydome.ie)  
HOW TO FIND US  
(visitors welcome)



Call our sales office for advice on choosing the best model and features to suit your needs from our extensive range.

Nationwide Delivery • Professional Construction Service  
**Tel: 057 912 0424**



Polydome Ltd, Crinkill House, Birr, County Offaly

Tel: 057 912 0424 • Email: [info@polydome.ie](mailto:info@polydome.ie)  
**[www.polydome.ie](http://www.polydome.ie)**



Overall Winner of the 2011 Offaly County Enterprise Awards

**We recommend customers visit our display area which is open Monday to Saturday during office hours. Closed Bank Holidays.**